

## Machine and Attachment Auxiliary Couplers Quick Reference List



**IMPORTANT:** Parts are the same for Standard and High Flow, Series I and Series II, E and non E series, EU, SX, SXT, DX, DXT machines and are not interchangeable unless noted. See the machine parts manual for related parts.

### DEALER REFERENCE LIST

**Table of Contents:**

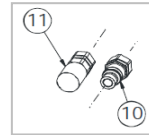
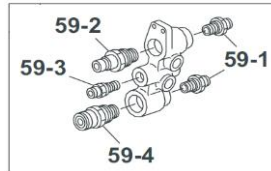
**R Series:** Page 1

**V Series:** Page 1-2

**SL Series:** Pages 2-4

**Coupler ID and Comparison:** Pages 5-7

**CEA to Gehl Part Numbers:** Page 8



**NOTE A:** 806431 includes 122845 and 122846. 808630 includes 138308 and 138309. 806431 and 808630 do not include 122844. 122844 has 3/4 o-ring boss thread. 122845, 122846, 138309 & 138308 have 1-1/16 o-ring boss thread.

Model	Machine Auxiliary Couplers					Attachment Auxiliary Couplers			
	Complete Block / Notes (*Illustrations / photos on later pages)	Male (Ref 59-2) (1640 - 4240, Ref 10)	Male: Case Drain (Ref 59-3)	Female (Ref 59-4) (1640 - 4240, Ref 11)	Straight Fittings / Flow Type (Ref 59-1)	Whole Goods Number (Note A)	Male	Female: Case Drain	Female

#### R Series

R135*	50352739	50352909	50352912	50352910	50352914	806431	122845	122844	122846
R150*	50352739	50352909	50352912	50352910	50352914	806431	122845	122844	122846
R165*	50352739	50352909	50352912	50352910	50352914	806431	122845	122844	122846
R190*	50352739	50352909	50352912	50352910	50352914	806431	122845	122844	122846
R220*	50352739	50352909	50352912	50352910	50352914	806431	122845	122844	122846
R260*	50352739	50352909	50352912	50352910	50352914	806431	122845	122844	122846

#### V Series

V270 GEN:2*	50352739	50352909	50352912	50352910	50352914	806431	122845	122844	122846
V270*	184130	184682	184684	184683	184685	806431	122845	122844	122846
V330 GEN:2*	50352739	50352909	50352912	50352910	50352914	806431	122845	122844	122846
V330*	184130	184682	184684	184683	184685	806431	122845	122844	122846

## Machine and Attachment Auxiliary Couplers Quick Reference List

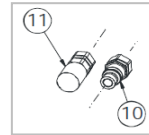
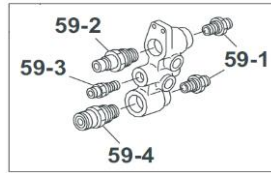


**IMPORTANT:** Parts are the same for Standard and High Flow, Series I and Series II, E and non E series, EU, SX, SXT, DX, DXT machines and are not interchangeable unless noted. See the machine parts manual for related parts.

### DEALER REFERENCE LIST

**Table of Contents:**

**R Series:** Page 1  
**V Series:** Page 1-2  
**SL Series:** Pages 2-4  
**Coupler ID and Comparison:** Pages 5-7  
**CEA to Gehl Part Numbers:** Page 8



**NOTE A:** 806431 includes 122845 and 122846. 808630 includes 138308 and 138309. 806431 and 808630 do not include 122844. 122844 has 3/4 o-ring boss thread. 122845, 122846, 138309 & 138308 have 1-1/16 o-ring boss thread.

Model	Machine Auxiliary Couplers					Attachment Auxiliary Couplers			
	Complete Block / Notes (*Illustrations / photos on later pages)	Male (Ref 59-2) (1640 - 4240, Ref 10)	Male: Case Drain (Ref 59-3)	Female (Ref 59-4) (1640 - 4240, Ref 11)	Straight Fittings / Flow Type (Ref 59-1)	Whole Goods Number (Note A)	Male	Female: Case Drain	Female
V400*	184130	184682	184684	184683	184685	806431	122845	122844	122846
V400*	50352739	50352909	50352912	50352910	50352914 / Standard	806431	122845	122844	122846
V400	245007	50250520	50352912	50250521	50250519 / Hi-Flow	808630	138308	122844	138309

### SL Series

1640		100-32164		100-32167					
3635		100-32164		100-32167					
3640		100-32164		100-32167					
3840		100-32164		100-32167					
3935		100-32164		100-32167					
4240		100-32164		100-32167					
4525		122864		122865					
4625		122864		122865					
4635		131952	131958	131953	Standard	806431	122845	122844	122846
4635		131771	131958	131772	Hi-Flow	806431	122845	122844	122846
4640		131952	131958	131953	Standard	806431	122845	122844	122846

## Machine and Attachment Auxiliary Couplers Quick Reference List



**IMPORTANT:** Parts are the same for Standard and High Flow, Series I and Series II, E and non E series, EU, SX, SXT, DX, DXT machines and are not interchangeable unless noted. See the machine parts manual for related parts.

### DEALER REFERENCE LIST

**Table of Contents:**

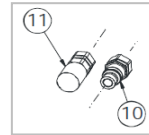
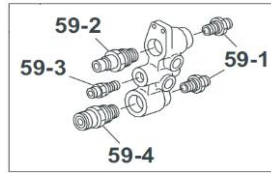
**R Series:** Page 1

**V Series:** Page 1-2

**SL Series:** Pages 2-4

**Coupler ID and Comparison:** Pages 5-7

**CEA to Gehl Part Numbers:** Page 8



**NOTE A:** 806431 includes 122845 and 122846. 808630 includes 138308 and 138309. 806431 and 808630 do not include 122844. 122844 has 3/4 o-ring boss thread. 122845, 122846, 138309 & 138308 have 1-1/16 o-ring boss thread.

Model	Machine Auxiliary Couplers				
	Complete Block / Notes (*Illustrations / photos on later pages)	Male (Ref 59-2) (1640 - 4240, Ref 10)	Male: Case Drain (Ref 59-3)	Female (Ref 59-4) (1640 - 4240, Ref 11)	Straight Fittings / Flow Type (Ref 59-1)
4640		131771	131958	131772	Hi-Flow
4835		131952	131958	131953	Standard
4835		131771	131958	131772	Hi-Flow
4840		131952	131958	131953	Standard
4840		131771	131958	131772	Hi-Flow
5240		131952	131958	131953	Standard
5240		131771	131958	131772	Hi-Flow
5620		079254		079253	
5635		131952	131958	131953	Standard
5635		131771	131958	131772	Hi-Flow
5640		131952	131958	131953	Standard
5640		131771	131958	131772	Hi-Flow
6620		079254		079253	
6625	SN 7605 and Up	122864		122865	

Attachment Auxiliary Couplers			
Whole Goods Number (Note A)	Male	Female: Case Drain	Female
806431	122845	122844	122846
806431	122845	122844	122846
806431	122845	122844	122846
806431	122845	122844	122846
806431	122845	122844	122846
806431	122845	122844	122846
806431	122845	122844	122846
806431	122845	122844	122846
806431	122845	122844	122846
806431	122845	122844	122846
806431	122845	122844	122846
806431	122845	122844	122846
806431	122845	122844	122846
806431	122845	122844	122846
806431	122845	122844	122846

## Machine and Attachment Auxiliary Couplers Quick Reference List



**IMPORTANT:** Parts are the same for Standard and High Flow, Series I and Series II, E and non E series, EU, SX, SXT, DX, DXT machines and are not interchangeable unless noted. See the machine parts manual for related parts.

### DEALER REFERENCE LIST

**Table of Contents:**

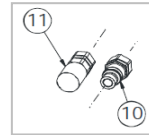
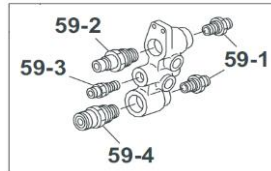
**R Series:** Page 1

**V Series:** Page 1-2

**SL Series:** Pages 2-4

**Coupler ID and Comparison:** Pages 5-7

**CEA to Gehl Part Numbers:** Page 8



**NOTE A:** 806431 includes 122845 and 122846. 808630 includes 138308 and 138309. 806431 and 808630 do not include 122844. 122844 has 3/4 o-ring boss thread. 122845, 122846, 138309 & 138308 have 1-1/16 o-ring boss thread.

Model	Machine Auxiliary Couplers				
	Complete Block / Notes (*Illustrations / photos on later pages)	Male (Ref 59-2) (1640 - 4240, Ref 10)	Male: Case Drain (Ref 59-3)	Female (Ref 59-4) (1640 - 4240, Ref 11)	Straight Fittings / Flow Type (Ref 59-1)
6625	SN 7605 and Up (used on some Gehl attachments only, see parts manual 907286)	079254		079253	
6625	SN 7604 and Before	079254		079253	
6635		131952	131958	131953	Standard
6635		131771	131958	131772	Hi-Flow
6640		131952	131958	131953	Standard
6640		131771	131958	131772	Hi-Flow
7600		131952		131953	Standard
7600		137058	131958	137059	Hi-Flow
7610		131952		131953	Standard
7610		137058	131958	137059	Hi-Flow
7800		131952		131953	Standard
7800		137058	131958	137059	Hi-Flow
7810		131952		131953	Standard
7810		137058	131958	137059	Hi-Flow


Attachment Auxiliary Couplers			
Whole Goods Number (Note A)	Male	Female: Case Drain	Female
806431	122845	122844	122846
806431	122845	122844	122846
806431	122845	122844	122846
806431	122845	122844	122846
806431	122845	122844	122846
808630	138308	122844	138309
806431	122845	122844	122846
808630	138308	122844	138309
806431	122845	122844	122846
808630	138308	122844	138309
806431	122845	122844	122846
808630	138308	122844	138309

### 184130 and 50352739 Comparison

**IMPORTANT:** No SN break, visually confirm which design the unit has. Service parts not interchangeable.

Part No.	Stamp	Coupler block width
50352739	4BD4FH	2.510" (62 mm)
184130	4BD4FFI12	2.280" (58 mm)

184130



*Continued on the Next Page....*

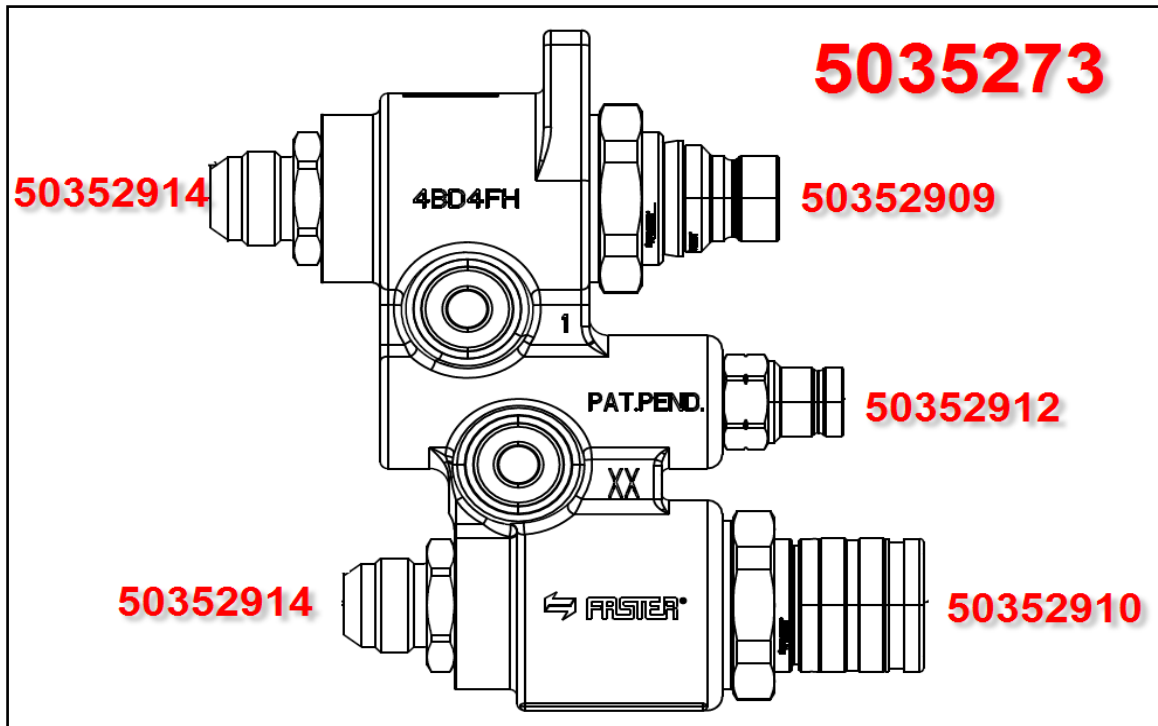
### 184130 and 50352739 Comparison

**IMPORTANT:** No SN break, visually confirm which design the unit has. Service parts not interchangeable.

Part No.	Stamp	Coupler block width
50352739	4BD4FH	2.510" (62 mm)
184130	4BD4FFI12	2.280" (58 mm)

50352739

Compare to 184130 on Previous Page....



Coupler Comparison and Identification Photos on the Next Page....



## Coupler Comparison and Identification Photos

### Machine Side Couplers



Straight Fittings 50352914 and 184685



Male 50352909 and 184682



Female 50352910 and 184683

### Attachment Side Couplers



Male 122845



Female: Case Drain 122844



Female 122846

### CEA to Gehl Attachment Coupler Equivalent

CEA Part No	CEA Part Description	Gehl Part No
500994	FF Cpler Female Case Drain #8 ORB-F	122844
510314	FF Coupler, Male #12 ORB-F	122845
510315	FF Coupler, Female #12 ORB-F	122846
510329	Coupler / Male SAE12	122864
510330	Coupler / Female SAE12	122865
501356	Coupler/Male ISO-19	138308
501357	Coupler/Female ISO-19	138309

**CEA (CE Attachments):** Contact CEA to purchase CEA parts: Phone 1-866-232-8224, <http://www.ceattachments.com> part numbers on this list are ordered through Gehl unless designated CEA. **IMPORTANT:** *This list does not contain a complete listing of CEA couplers.*